



Tatra banka

 Member of RBI Group

Investor Presentation

September 2024



Disclaimer

IMPORTANT: You must read the following before continuing. The following applies to this document, the oral presentation of the information in this document by Tatra banka, a.s. (the “Issuer”) or any person on behalf of the Issuer, and any question-and-answer session that follows the presentation (collectively, the “Information”). In accessing the Information, you agree to be bound by the following terms and conditions.

The Information is confidential and may not be reproduced, redistributed, published or passed onto any other person, directly or indirectly, in whole or in part, for any purpose. If this document has been received in error, it must be returned immediately to the Issuer.

This presentation and all materials, documents and information used herein or distributed to investors in the context of this presentation do not constitute or form part of and should not be construed as, an offer (public or private) to sell or issue securities or the solicitation or invitation of an offer (public or private) or a recommendation to buy or acquire securities of any company in any jurisdiction or an inducement to enter into any investment activity in any jurisdiction, and this presentation does not purport to contain all of the information that may be required to evaluate any investment. This presentation is not a prospectus for the purposes of Regulation (EU) 2017/1129 of the European Parliament and of the Council on the prospectus to be published when securities are offered to the public or admitted to trading on a regulated market (the “Prospectus Regulation”).

Investors and prospective investors in the securities of the Issuer are required to make their own independent investigation and appraisal of the financial condition of the Issuer and the nature of the securities of the Issuer, if any (the “Notes”). Any decision to purchase the Notes in the context of the proposed offering (the “Offering”), if any, should be made solely on the basis of information contained in the base prospectus published in relation to such Offering (the “Prospectus”) and relevant final terms of the Notes, each as published in separate section of the Issuer’s website: https://www.tatrabanka.sk/en/about-bank/economic-results/#issued_bonds, and subject to compliance with the offer and distributions restrictions therein. No reliance may be placed for any purpose whatsoever on the Information contained in this presentation, or any other material discussed verbally, or on its completeness, accuracy or fairness.

In any European Economic Area (the “EEA”) Member State or the United Kingdom, this presentation is only addressed to and directed at “Qualified Investors” in that Member State or the United Kingdom within the meaning of the Prospectus Regulation or relevant UK regulation.

The Notes are not intended to be offered, sold or otherwise made available to and should not be offered, sold or otherwise made available to any retail investor in the EEA or the United Kingdom as defined in applicable EU and UK regulations. No key information document required by Regulation (EU) No 1286/2014 and corresponding UK regulation (the “PRIIPs Regulation”) for offering or selling the Notes or otherwise making them available to retail investors in the EEA or the United Kingdom has been prepared and therefore offering or selling the Notes or otherwise making them available to any retail investor in the EEA or the United Kingdom may be unlawful under the PRIIPs Regulation.

Neither this presentation nor any copy of it may be taken or transmitted into, or distributed, directly or indirectly in, the United States of America, its territories or possessions, any State of the United States or the District of Columbia. This presentation and the Information are not an offer of securities for sale in the United States and are not for publication or distribution to US persons (within the meaning of Regulation S under the United States Securities Act of 1933, as amended (the “Securities Act”). The Notes discussed in this presentation have not been and will not be registered under the Securities Act or with any securities regulatory authority of any state or other jurisdiction of the United States and may not be offered, sold or delivered within the United States or to U.S. persons except pursuant to an exemption from, or in a transaction not subject to, the registration requirements of the Securities Act and applicable state securities laws. Accordingly, the Notes will be offered, sold or delivered outside the United States to persons who are not US persons (as defined in Regulation S under the Securities Act (Regulation S)) in offshore transactions in reliance on Regulation S and in accordance with applicable laws. Any failure to comply with the foregoing restrictions may constitute a violation of US securities laws.

Neither this presentation nor any part or copy of it is directed to, or intended for distribution in Australia, Canada or Japan or to any person or entity that is a citizen or resident or located in any locality, state, country or other jurisdiction where such distribution, publication, availability or use would be contrary to law or regulation or which would require any registration or licensing within such jurisdiction. Any person into whose possession any document containing this presentation or any part of it comes should inform themselves about, and observe, any such restrictions. This presentation is not for publication, release or distribution.

No representation, warranty or undertaking, expressed or implied, is made as to, and no reliance should be placed on, the fairness, accuracy, completeness or correctness of the Information or the opinions contained therein. The Information has not been independently verified and will not be updated. The Information, including but not limited to forward-looking statements, if any, applies only as of the date of this document and is not intended to give any assurances as to future results. The Issuer expressly disclaims any obligation or undertaking to disseminate any updates or revisions to the Information, including any financial data or forward-looking statements, and will not publicly release any revisions it may make to the Information that may result from any change in the Issuer’s expectations, any change in events, conditions or circumstances on which these statements are based, or other events or circumstances arising after the date of this document.



Tatra banka

Stable well established universal bank focused on customer experience and innovation

Key Facts

Slovakia

- **Highly competitive**, service-oriented economy with strong industrial sector
- **Rating A2 (negative) by Moody's, A+ (stable) by S&P and A- (stable) by Fitch**
- Slovak economy expects **2.7% positive real GDP growth in 2024**
- Average **Inflation** forecasted to decrease and to reach **2.7%** in 2024

Banking Sector

- Stable and well-capitalized banks belonging to the strong Western European banking groups with **strong profitability dynamics**
- Regulated jointly by the ECB and NBS
- **Strong net profits of 2023 continue in 2024**
- Focus on profitable segments, prudent risk management and good cost management
- **No FX loans** and persistently **low** volume of **non-performing loans**

Raiffeisen Bank International Group

- Leading banking group in CEE
- Serving **approx. 18mn** customers
- Covering **12 CEE countries and Austria**
- Rating **A1 (stable) by Moody's and A- (negative) by S&P**
- Total assets of RBI Group amount to **EUR 210bn**

Tatra banka

- Stable and well-established universal bank
- **Strong brand recognition** in Slovakia
- **Top #3** largest bank in the country
- Regional leader in banking innovations
- Long term deposit rating **A2 (negative) by Moody's**
- Long term issuer rating **A3 (negative) by Moody's**
- Total assets of Tatra banka approx. **EUR 20bn**

Sustainability Contribution and Green Bond Issuance

- **"Responsible banker", "fair partner" and "active corporate citizen"** are key pillars of corporate culture
- Holistic approach to ESG, where **technologies & sustainable innovations, education, and arts** contribute to new intelligent future
- **ESG criteria integrated into our business, strategies and decision-making processes**
- Regular issuer of Green bonds with **over EUR 700mn** of proceeds allocated to **Eligible Green Loans**





Contents

Slovak Republic – **Macroeconomic Overview**

Tatra banka Group


Tatra banka **Financials**

Covered Notes & **Cover Pool**

Sustainability Strategy

Annex. Financial Statements





Slovak Republic – Macroeconomic Overview

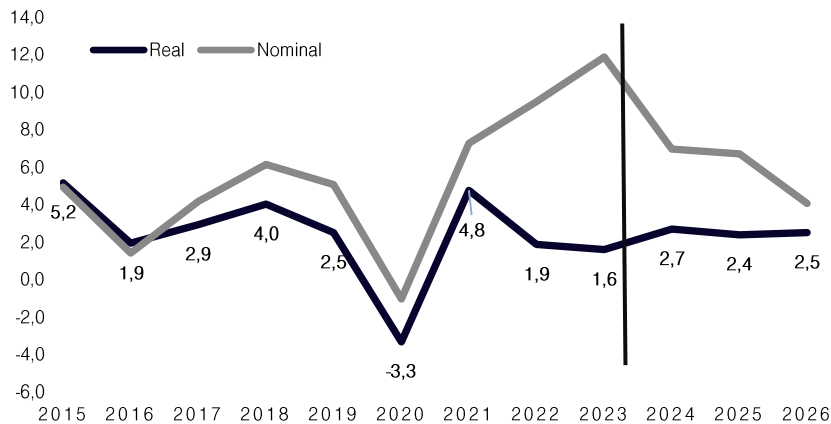




Economy to speed up as inflation fell down

GDP Development, % yoy

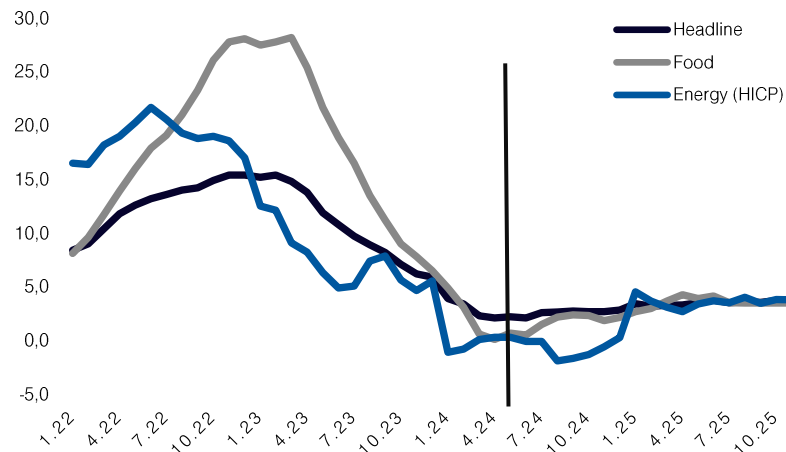
Nominal GDP more important for banking asset growth



Source: Statistical Office of the Slovak Republic, Tatra banka Research

CPI inflation with main contributors, % yoy

Inflation mainly driven by food and energy



Source: Statistical Office of the Slovak Republic, Tatra banka Research

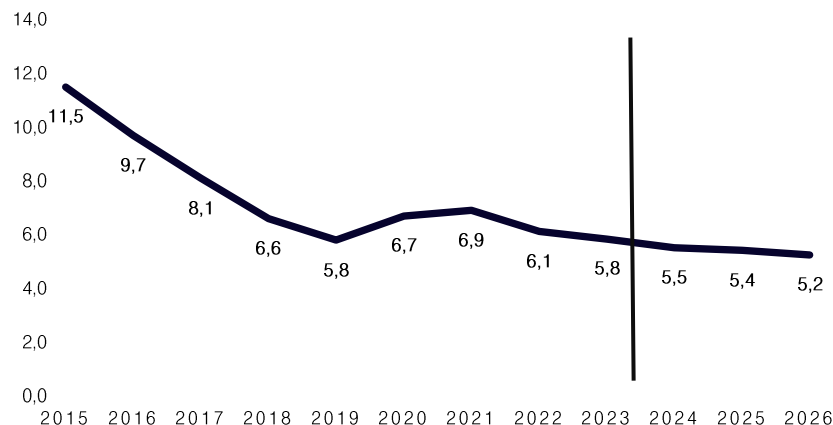
- We forecast that Slovak economy will speed up in 2024 due to still strong fiscal impetus and revival in household consumption thanks to real wage increase. Forecasted real GDP growth by 2.7 % should be supported also by investments from Recovery and Resilience program.
- Average year-on-year inflation is forecasted to reach 2.7% in 2024 and 3.7% in 2025. Services and energy prices in 2025 will reverse the trend of declining inflation as state will end up energy subsidizing in 2025.





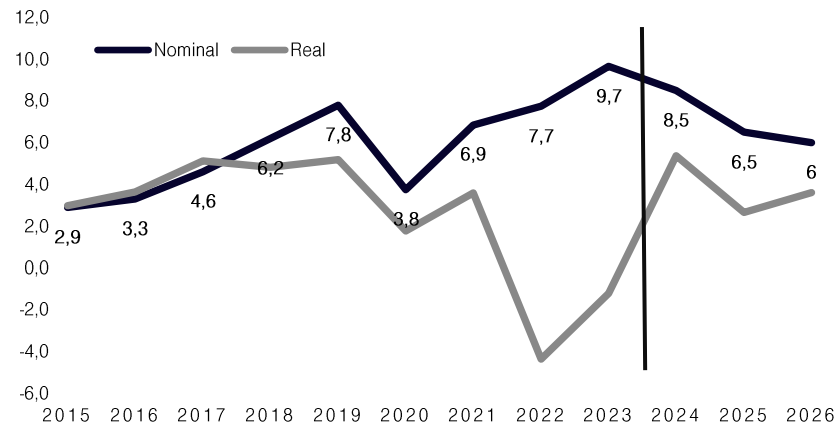
The labor market remains stable

Unemployment rate, %



Source: Statistical Office of the Slovak Republic, Tatra banka Research

Nominal and Real Wage Growth, % yoy



Source: Statistical Office of the Slovak Republic, Tatra banka Research

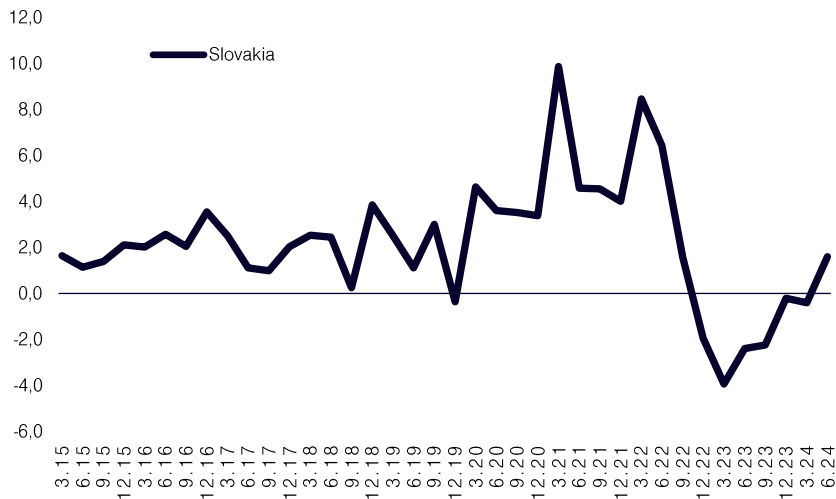
- Slovak labor market is stable under current economic conditions. Economically active population is going to gradually decrease due to aging of population, thus helping keep unemployment low.
- Tight labour market and high inflation pushed nominal wages up. Due to high inflation real wages decreased slightly in 2023. However, Q4 2023 already showed a change in the trend, and it is expected that real wage growth will be positive in 2024.





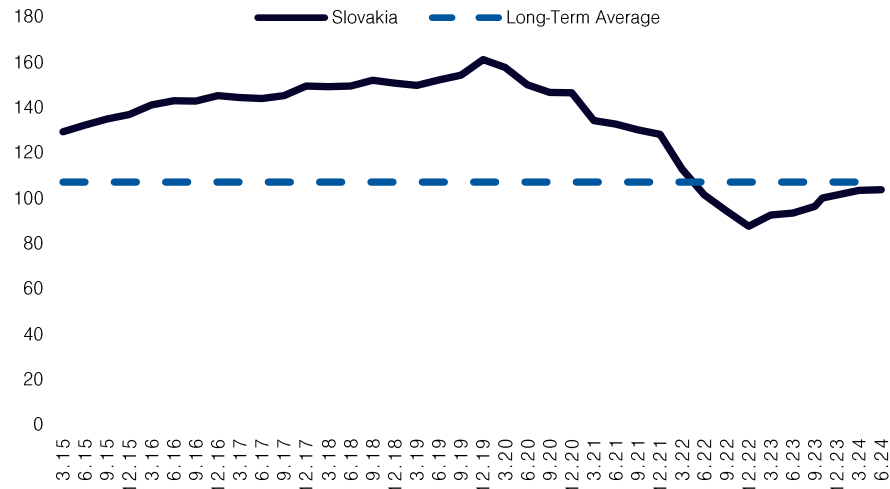
Higher rates are normalizing the real estate market, both in prices and transactions

Real Estate Prices, % qoq



Source: National Bank of Slovakia

Housing Affordability Index



Source: National Bank of Slovakia, Tatra banka RESEARCH

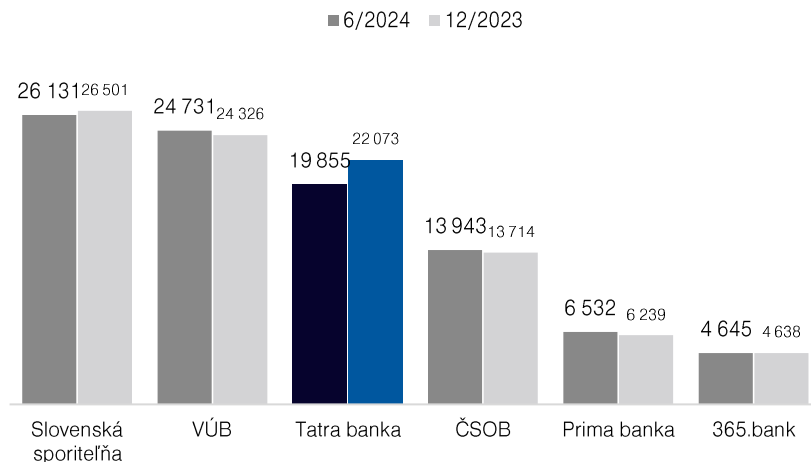
- After two and half year, continuous fall of housing prices was interrupted in Q2 2024 by 1.6 % q/q increase. Due to significant nominal wage growth and lower housing prices, housing affordability has increased close to the long-term average.
- Mortgage rates are putting the brakes on real estate price growth and affordability as well. We do not expect significant decrease as SK long term yields are negatively affected by unsustainable fiscal position.





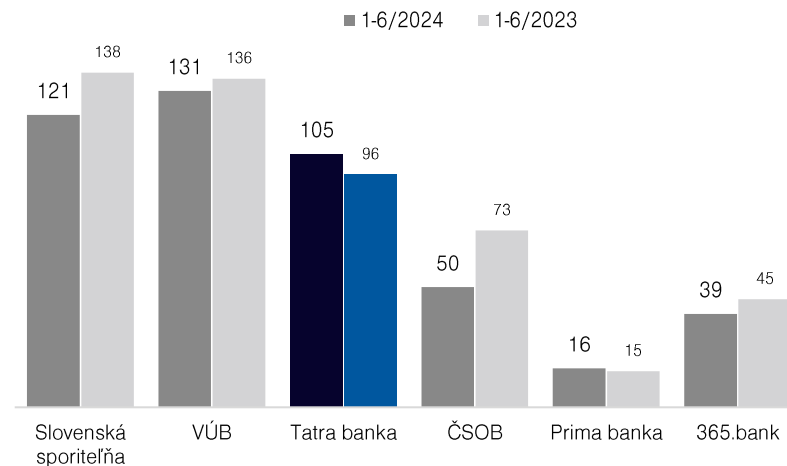
Tatra banka 3rd in Assets and Net Profit *(on individual basis)*

Assets, EUR mn



Source: Financial statements

Net Profit, EUR mn



Source: Financial statements

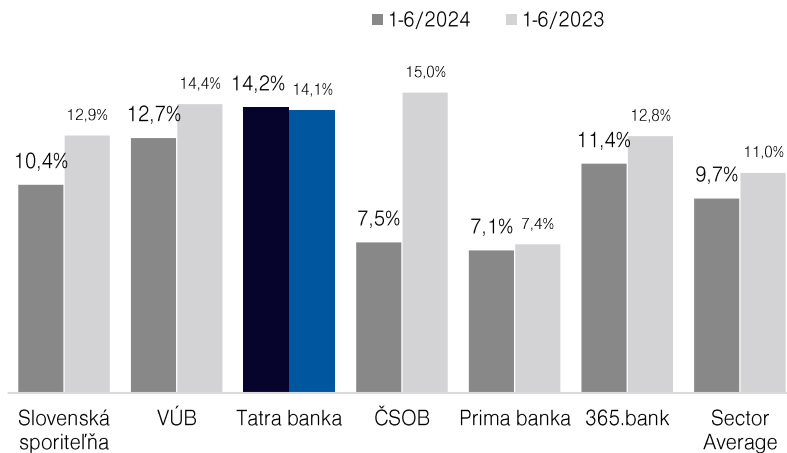
- A combination of focus on profitable segments, prudent risk management and good cost management lead to solid return on assets
- Tatra banka is the only major Slovak bank that increased its net profit y/y in H1 despite the new bank levy





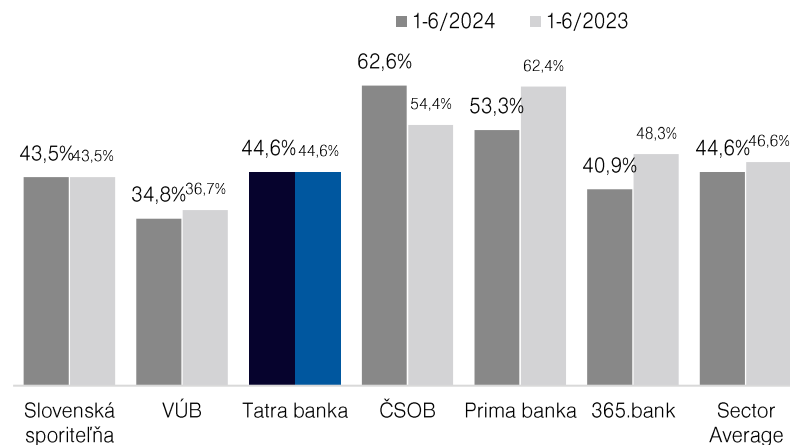
Tatra banka's ROE significantly above sector average *(on individual basis)*

Return on Equity (annualized), %



Source: Financial statements and National Bank of Slovakia

Cost-to-Income Ratio, %



Source: Financial statements and National Bank of Slovakia

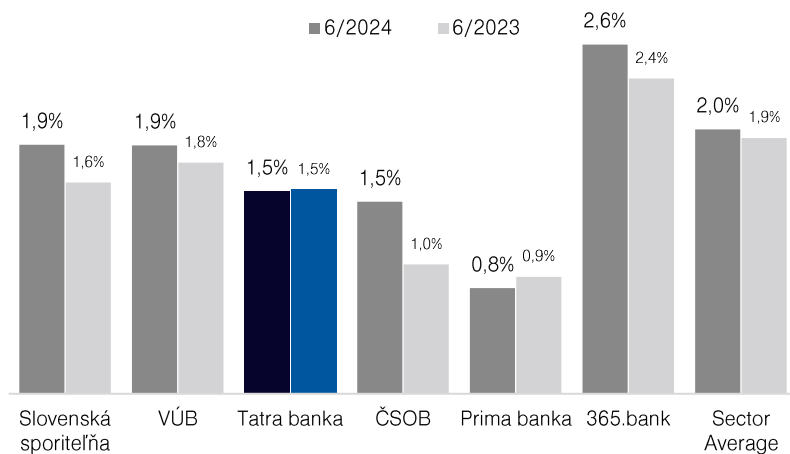
- At the beginning of year parliament approved reintroducing of bank levy. Thus, effective tax rate should reach level 45 % in 2024 according to Ministry of finance. In followign years, it will gradually decrease to 33 % in 2027.





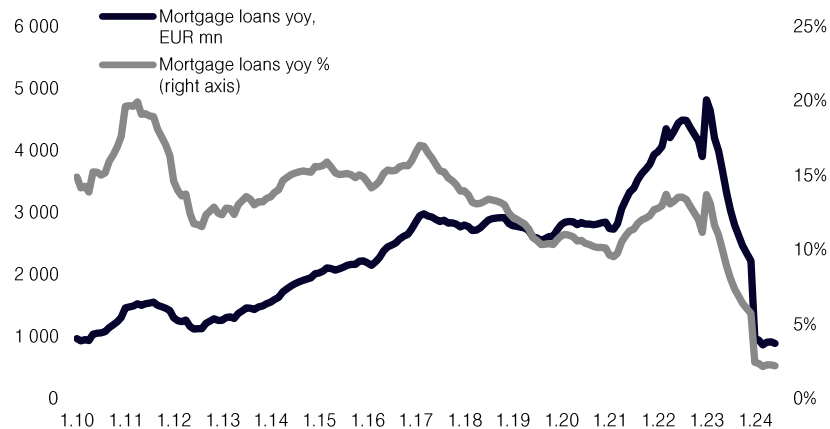
NPLs not expected to increase. Loan growth slowdown will reduce indebtedness *(on individual basis)*

Non-Performing Loans, %



Source: Financial statements and National Bank of Slovakia


Mortgage Loans Development, yoy EUR mn and yoy %



Source: National Bank of Slovakia

- Non-performing loans remain low both in Tatra banka, as well as on the market as a whole
- Mortgage growth has slowed down significantly
- NPLs are not expected to increase due to strong labor market





Tatra banka Group



Leading Banking Group in CEE

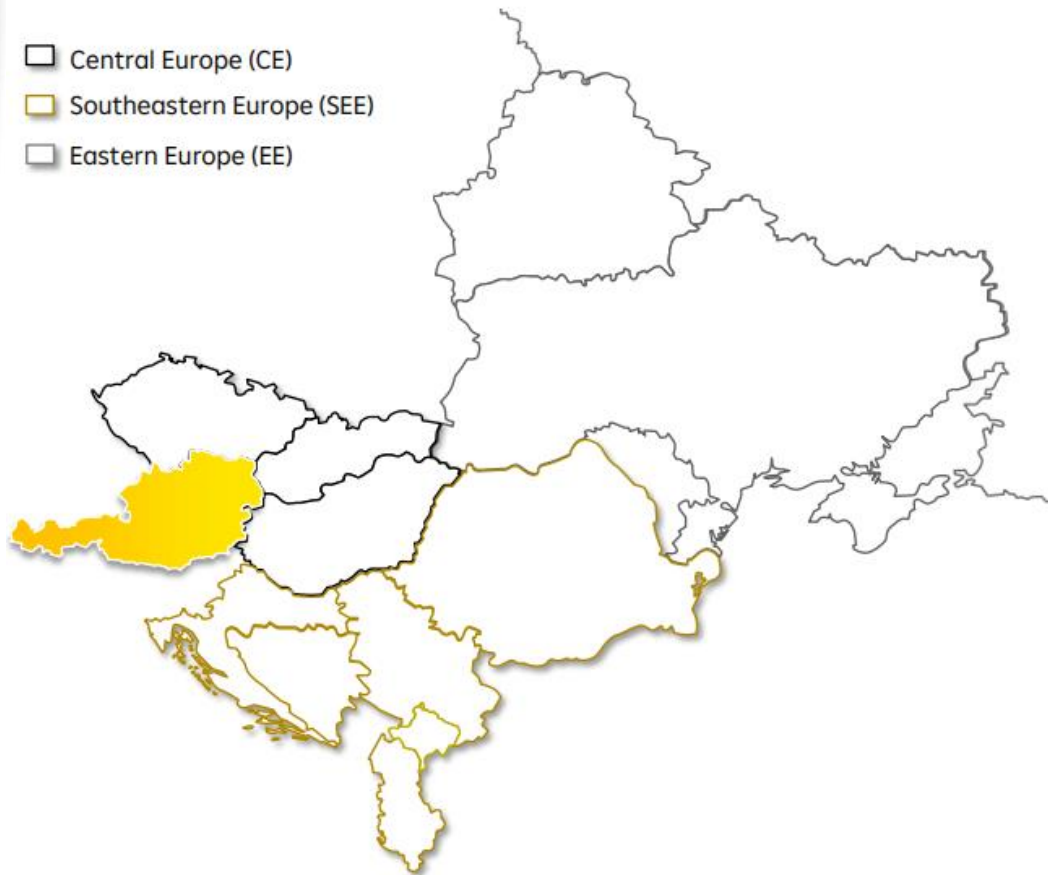
Leading regional player with CEE
presence of over 30 years

Covering Austria and 12 CEE markets, of
which five are EU members. Top 5 market
position in 9 countries

Multiple-Point-of- Entry

Resolution Strategy

- ☐ Central Europe (CE)
- ☐ Southeastern Europe (SEE)
- ☐ Eastern Europe (EE)



1 490
branches



44 837
employees



18.6mn
clients





RBI Group Key Financial Indicators

RATING	Long term	Outlook	Short term
Moody's	A1	Stable	P-1
Standard & Poor's	A-	Negative	A-2



Profit and loss account (in EUR mn)

Profit after tax

1 324
1-6/2024

1 235
1-6/2023



Balance sheet (in EUR mn)

Loans to clients

101 920
as of 30. 06 2024

+3% ytd

Deposits from clients

125 333
as of 30. 06. 2024

+5% ytd

Assets in total

209 963
as of 30. 06. 2024

+6% ytd



Key indicators

Consolidated Return on equity after tax

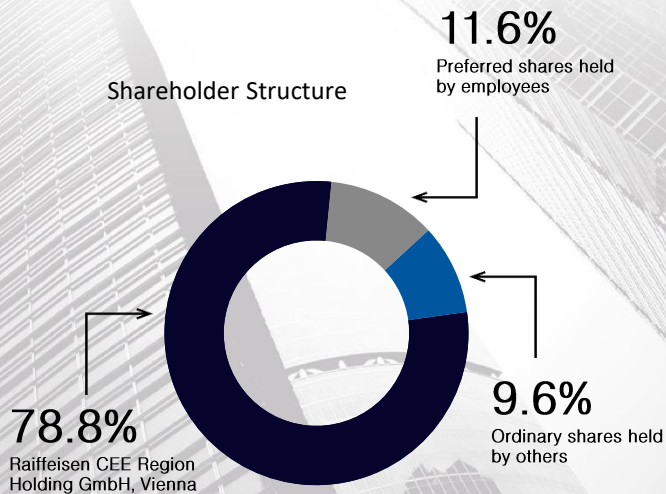
15.0%
1-6/2024

14.9%
1-6/2023



Tatra banka

Shareholder Structure



Bank established as greenfield company in 1990



First private bank in Slovakia



The most awarded bank and one of the largest banks in Slovakia



Part of the leading Austrian banking group RBI Group



Over 300 awards from 30 awarding authorities



Leader in innovations

Global Finance – The most Innovative Digital Bank in the World 2019

The Banker – Bank of the Year 2020

Euromoney – Slovakia's Best Bank 2020



Leader in asset management, corporate and private banking

Global Finance – SME awards 2022: Best SME bank 2021 in Slovakia

Global Finance – The Most Innovative Bank in CEE for 2023 and 2024



Leader in corporate business with approx. 20% market share





Tatra banka Group at a glance - June 2024



Strong brand recognition in the region

Branches	138
Market share (<i>total assets</i>)	approx. 17%
Number of employees	3 516
Number of customers	over 1 mn



Resilient operations and profitability

Operating income	345 EUR mn
Cost-to-income ratio	43.8 %
Profit after tax	116 EUR mn
Return on equity	14.2 %



Balance sheet metrics remain stable

Total assets	20.1 EUR bn
Loans to customers (gross)	14.6 EUR bn
Loan-to-deposit ratio	93%
NPE Ratio	1.3 %
NPE Coverage Ratio	58.7%



Our Mission

We transform continuous innovation into superior customer experience

Our Values

We are creative, ambitious, courageous and we behave like partners

Our Vision

We are the most recommended banking group in Slovakia

Our Focus



Youth
as key consumer base



Mass retail as a multi-brand



Premium
banking



Micro and Small
Enterprises



Private
banking



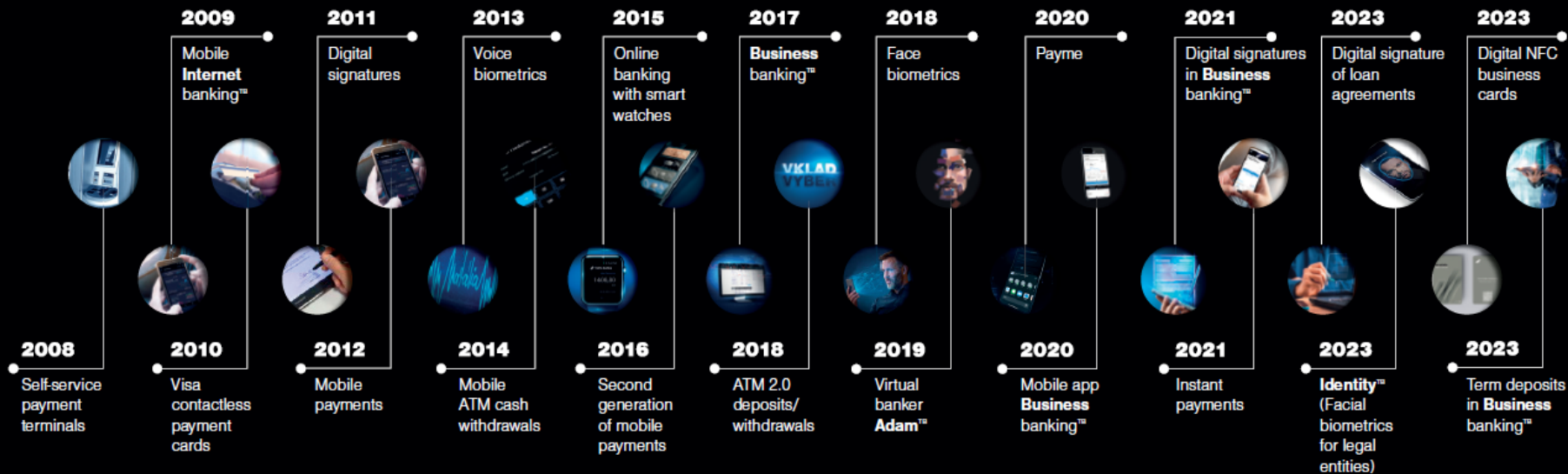
Middle Market and
Large Corporate





Tatra banka – Innovation Leader

Leading innovations over the past 16 years:





Tatra banka **Financials**



TBG Key Performance Indicators

International rating by Moody's

Long term deposit	A2
Short term deposit	P-1
Issuer rating	A3
Outlook	Negative



Profit and loss account (in EUR mn)

Profit after tax

116

1-6/2024

97

1-6/2023



Balance sheet (in EUR mn)

Loans to clients

14 325

as of 30. 06. 2024

1.6% ytd

Deposits from clients

15 329

as of 30. 06. 2024

-2.3% ytd

Assets in total

20 095

as of 30. 06. 2024

-9.6% ytd



Key indicators

Return on equity after tax

14.2%

1-6/2024

13.5%

1-6/2023

Cost-to-Income ratio

43.8%

1-6/2024

45.8%

1-6/2023

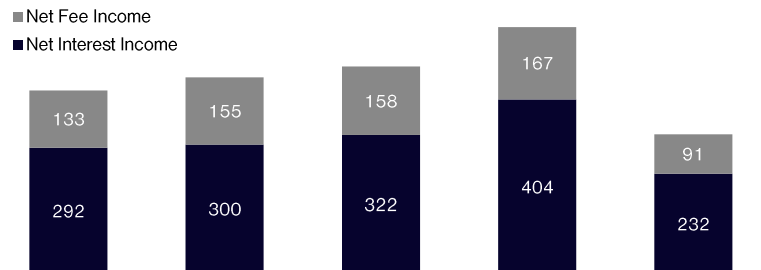




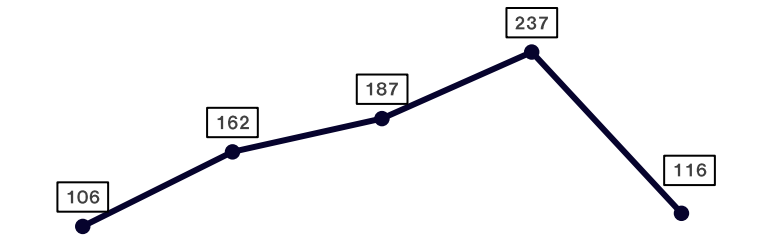
Continuous double
digit RoE and
historically best
Profit after tax in
2023.

Net Interest Income & Net Fee Income

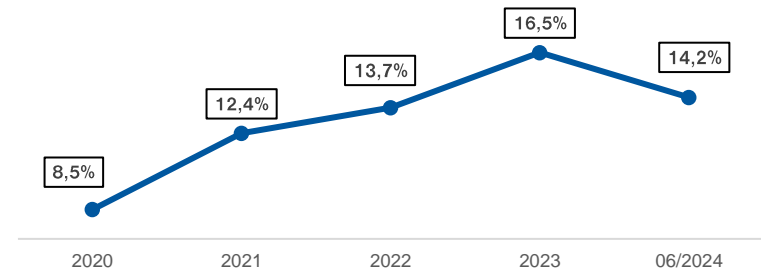
(in EUR mn)



Profit after tax (in EUR mn)



Return on Equity (in %)



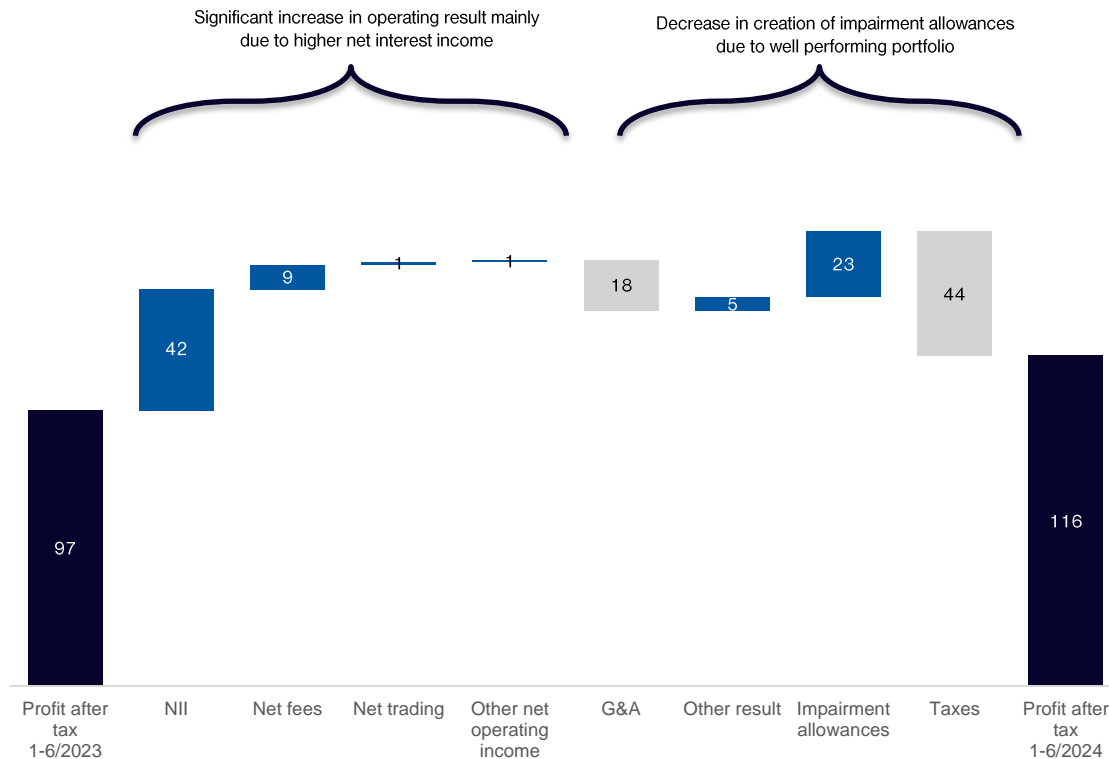
*NII includes dividend income





Strong growth in
NII, risk-resistant
profile and ability to
cope with higher
tax burden

Profit & Loss Bridge – 06/2023 to 06/2024 (in EUR mn)



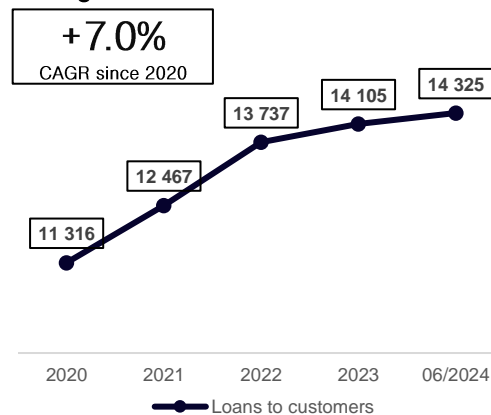


Increase in Loans to Customers, Securities and Debt issued

Assets (in EUR mn)

	2022	2023	06/2024	06/2024 vs 2023
Assets	21,725	22,231	20,095	-10%
Loans to banks	195	195	184	-6%
Loans to customers	13,737	14,105	14,325	2%
Securities	2,596	3,236	3,839	19%
Cash, cash balances and demand deposits	4,662	4,206	1,244	-70%

Strong Loans Growth (in EUR mn)



Note: figures above are stated at amortised costs (where applicable)

Liabilities and Equity (in EUR mn)

	2022	2023	06/2024	06/2024 vs 2023
Liabilities and Equity	21,725	22,231	20,095	-10%
Deposits from banks	3,325	2,550	549	-78%
Deposits from customers	15,448	15,694	15,329	-2%
Debt issued	1,162	1,998	2,314	16%
Equity	1,484	1,622	1,572	-3%


Dividend policy considers various complex factors, such as:

- budgeted Capital Adequacy ratios in comparison to regulatory limits
- budgeted consumption of Risk Weighted Assets
- recommendation of regulator, e.g. restrictions during pandemic years
- strategic risk inputs (risk appetite statement, stressed scenarios) and business considerations (e.g. growth ambitions)
- proposal of Board of Directors and subject to approval of General Assembly
- incorporation of RBI opinion

	2023	2022	2021	2020
Profit distribution ratio*	70.1%	55.0%	80.3%	70.1%

*dividend and AT1 coupon payment from individual net profit generated in respective year. Only AT1 payment from 2019 profit due to regulatory pandemic dividends restrictions.

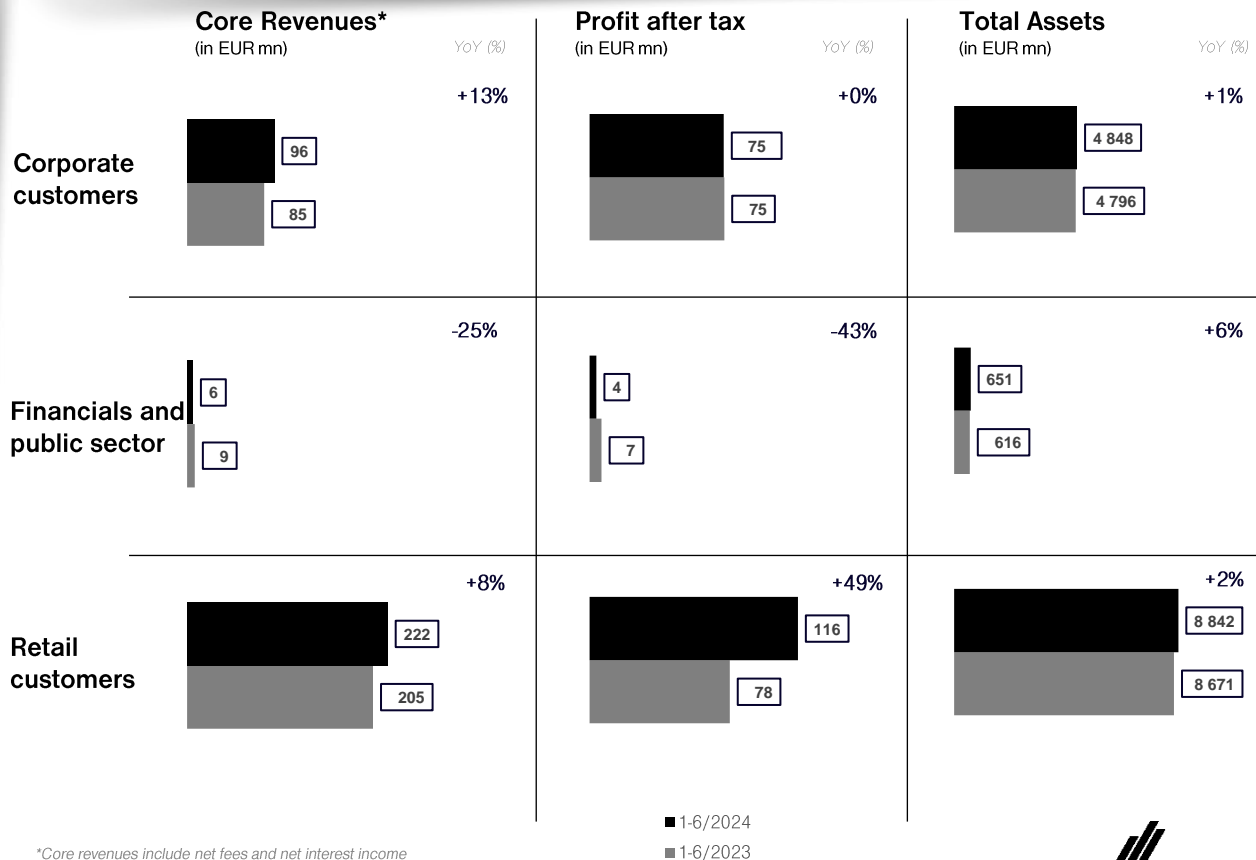




Growth in both
Retail and
Corporate assets

Selected P&L and Balance Sheet Items by Reportable Segment

(figures below exclude “Investment banking and treasury” segment and the effect of “equity investments and other” segment in the Consolidated Financials, where taxes and equity investments are recognized)



*Core revenues include net fees and net interest income





Low
concentration risk
and well
diversified
portfolio.

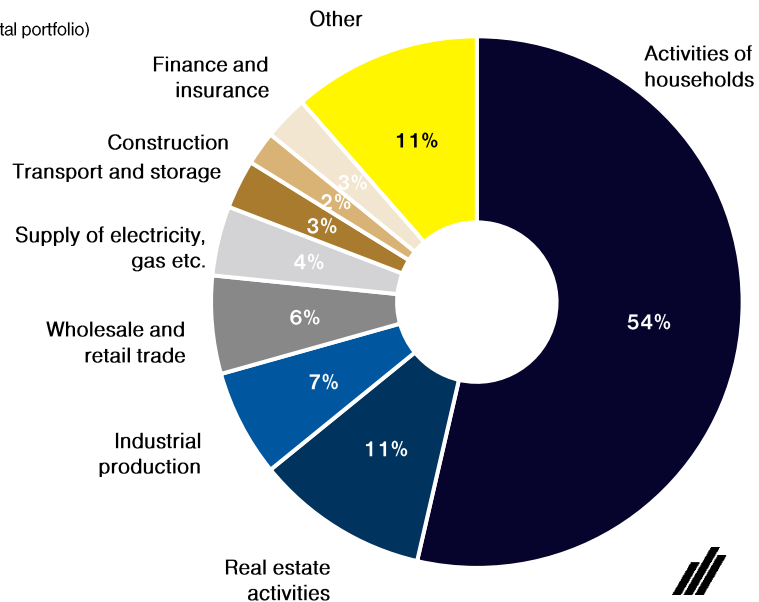
Loans Portfolio by customer group (at amortised cost)

	Retail clients	Corporate clients	Public sector	Banks
06/2024	45.5% EUR 8 346 mn	32.7% EUR 6 005 mn	19.6% EUR 3 600 mn	2.2% EUR 397 mn
2023	47.0% EUR 8 248 mn	33.6% EUR 5 890 mn	17.4% EUR 3 058 mn	2.0% EUR 358 mn

Loans Portfolio by industry exposure (in % to total portfolio)
as of 06/2024

Negligible exposure to entities from Russia, Belarus and Ukraine (approx. EUR 1mn)

Diverse industry split of corporate loans portfolio provides for greater counter-cyclicality

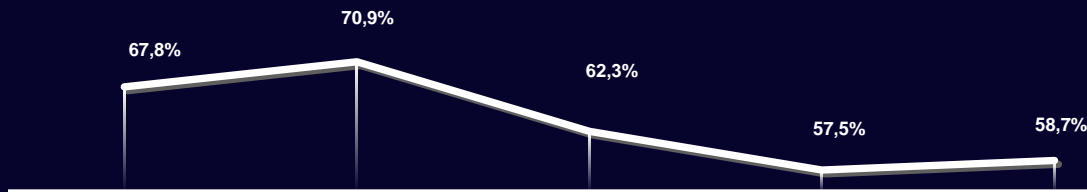




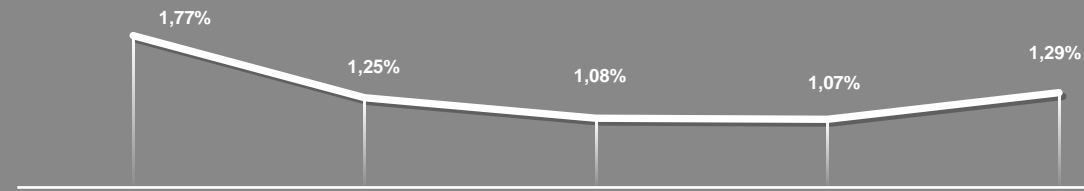
Low NPE ratio with stable trend continues in 2024

NPE Ratio technical increase mainly due to repayment of EUR 2.2bn TLTRO and balance sheet decrease

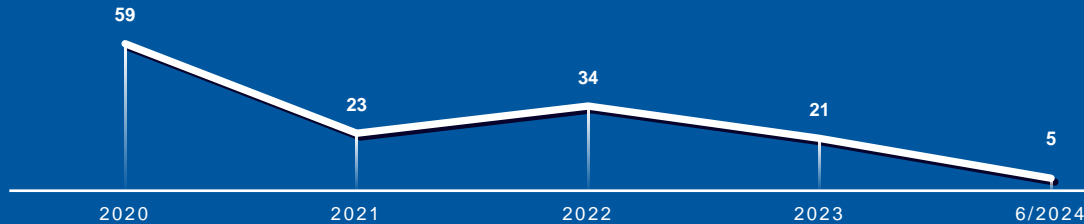
NPE Coverage (in %)



NPE Ratio* (in %)



Cost of Risk (bps)



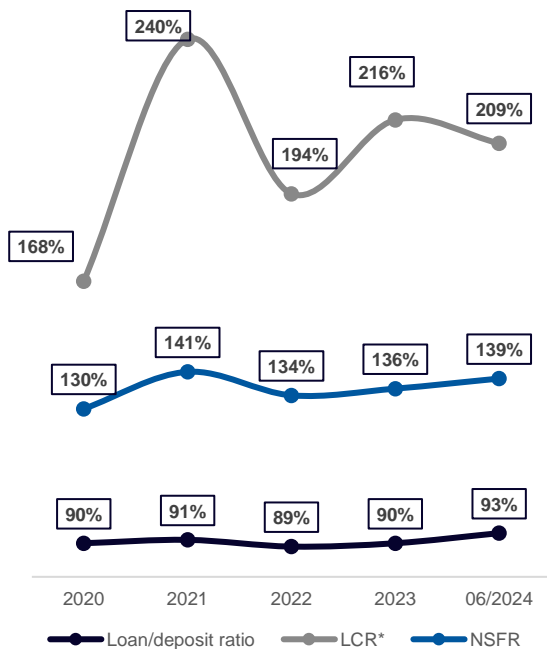
**NPE Ratio technical increase mainly due to repayment of EUR 2.2bn TLTRO and balance sheet decrease*



Strong self-funding with Loans-to-Deposit ratio below 100%

Liquidity ratios

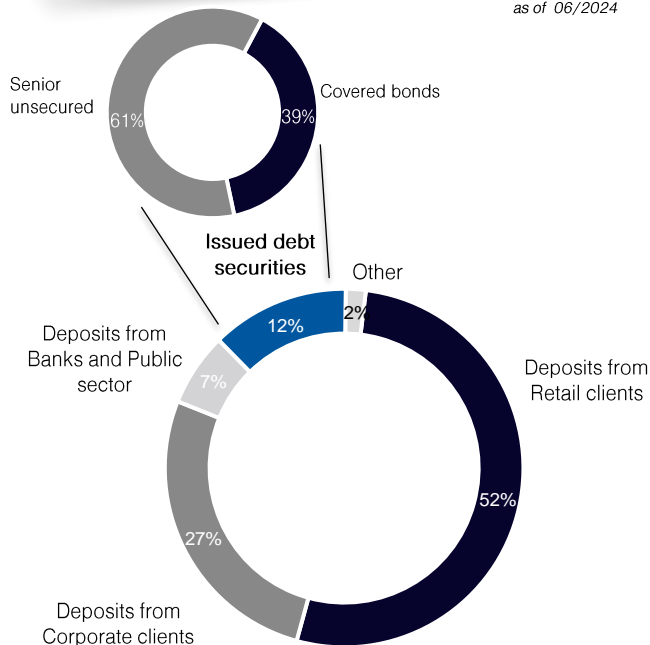
as of 06/2024 on individual basis



*average for last 12 months

Funding mix

as of 06/2024



Commentary

- **86% of Tatra banka's funding is from deposits**, out of which the majority comes from retail clients, followed by corporate accounts and financial institutions.
- Tatra banka has drawn over **EUR 3.1 bn under the ECB's TLTRO III programme**. Out of that, **EUR 3.1 bn has already been repaid**.
- **EUR 2.3bn** corresponds to issued **Covered and Senior Preferred bonds**.





MREL requirement

Meeting MREL Targets with
comfortable buffers

RBI pursues a Multiple Point of Entry (MPE) resolution strategy, with each EU network unit forming a separate resolution group, in line with RBI's group structure




Tatra banka is under direct supervision of ECB (interactions with JST)

Resolvability under SRB's remit

Majority of Tatra banka's functions fall under "critical functions"

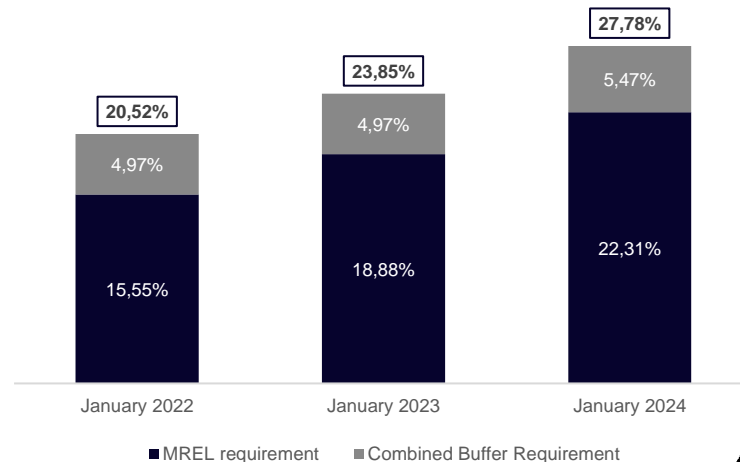
Current MREL

Calibration (in EUR mn)
as of 06/2024



MREL Targets for Tatra banka (in %)

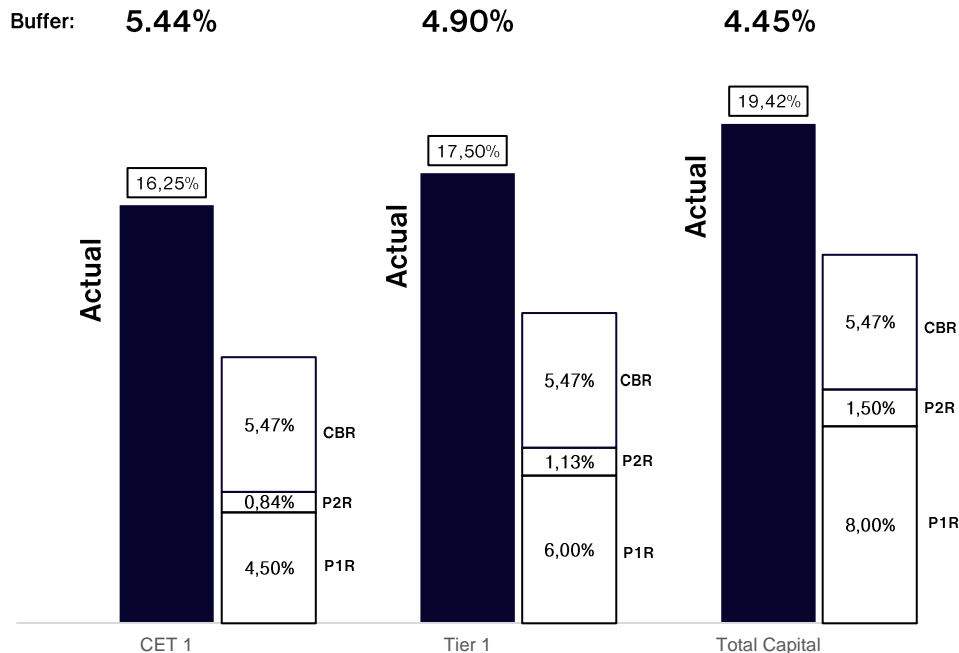
based on SRB decision received in 2024
Countercyclical capital buffer increased from 1% to 1.5% as of 08/2023



One of the Best SREP Ratings in Slovakia due to Solid Capital Ratios

Regulatory Capital Requirements

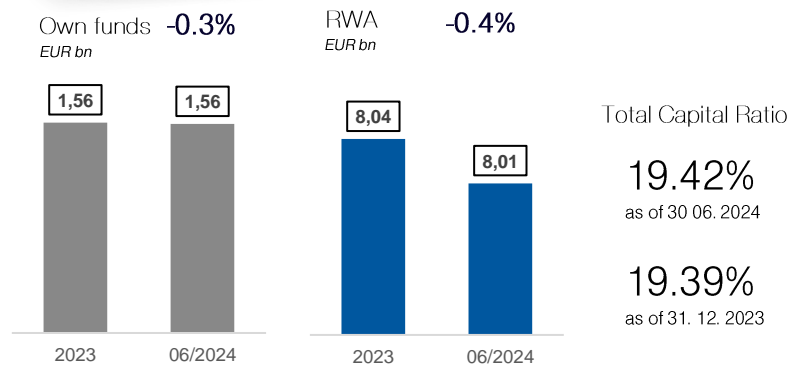
As of 06/2024



Commentary

- Tatra banka shall meet, on a sub-consolidated basis and on an individual basis, a Total SREP capital requirement of **9.50%**
 - includes a Pillar 2 additional own funds requirement of **1.50%**, to be held in the form of CET1 capital
- ECB expects Tatra banka to adhere, on an individual and on a sub-consolidated basis, to the Pillar 2 capital guidance of **1.25%**
 - which should consist entirely of CET1 capital and held over and above the OCR

2023 vs. 06/2024





Bond issuance

Funding Plan

Maturity profile

Latest Issuance

Amount

Maturity

Jan 2023 – Covered bond	EUR 500mn	01.2026
Feb 2023 – Green Senior Preferred	EUR 300mn	02.2026
Apr 2024 – Green Senior Preferred	EUR 350mn	04.2030

Funding plan*

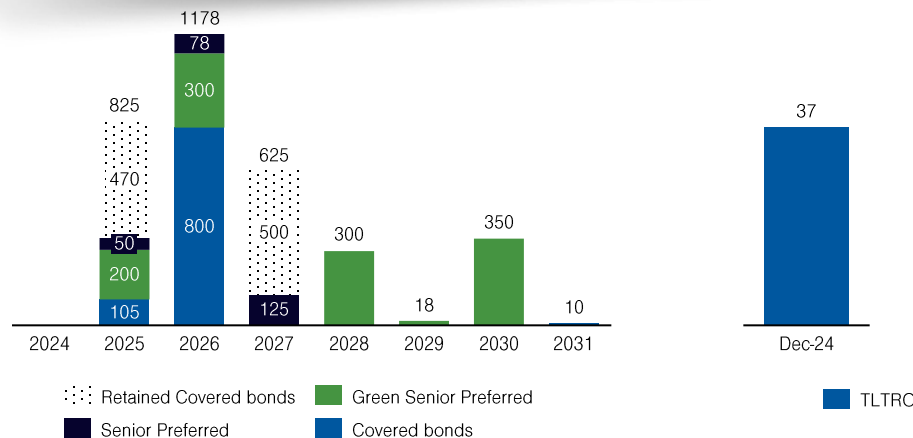
Senior Preferred

Covered bonds

In H2 2024	~ EUR 50mn	up to 500mn
In 2025	~ EUR 100mn	up to 500mn

*Tatra banka may also consider private placements, on a case by case basis.

Maturity Profile (in EUR mn, as of 30.06.2024)





No exposure to
Russia

Risk to commercial
R/E under control

Bank levy
re-introduced

Conflict in Ukraine

- Tatra banka has negligible exposure to entities from Russia, Belarus and Ukraine (approx. EUR 1mn).
- Situation of Raiffeisenbank Russia does not have any direct negative impact on Tatra banka.
- As a result of RBI Group Multiple Point of Entry resolution strategy, Tatra banka is self-funded and independent.

Commercial real - estate

- On-balance exposure to commercial R/E (office, retail, logistics) amounts to approx. EUR 1.2bn with average LTV below 55%.
- Focused mostly on Bratislava region, prime locations, top sponsors with strong equity.

Bank Levy

- Bank levy was re-introduced beginning of 2024. Calculation of effective tax rate presented by Ministry of Finance:

	2024	2025	2026	2027
Bank levy tax rate	30%	25%	20%	15%
Income tax rate	21%	21%	21%	21%
Effective tax rate	45%	41%	37%	33%





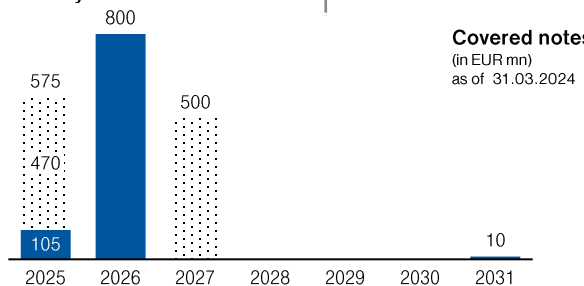
Covered Notes & Cover Pool



Cover pool structure *(as of 31.03.2024)*

Covered notes

Outstanding notes <i>(nominal)</i>	EUR 1 885 000 000
Covered notes rating	Aaa by Moody's
TPI Leeway	2
Average remaining term	2.0 years
Maturity type	Soft bullet
Current OC	20.7%
OC consistent with Aaa rating	8.0%
Minimum legal OC	5%
Currency	EUR 100%



Retained Covered bonds Covered bonds

Cover pool

Supplementary Liquid Assets <i>(nominal)</i>	EUR 2 000 000
average remaining term	6.8 years
Primary Assets – residential mortgages	EUR 2 273 258 378
average loan balance	EUR 67 270
number of loans	33 793
average LTV	52.5%
average remaining term	19.9 years
average seasoning	5.3 years
currency	EUR 100%
loans in arrears	0%
Loans with prior ranks	0.5%
Fixed interest rate reset less than 2 years	48%
Fixed interest rate reset 2 – 5 years	35%
Fixed interest rate reset over 5 years	17%
Eligible residential mortgages available for future covered notes issuances	EUR 2.5bn





Covered Bond Directive implemented

Main features of Slovak covered bond programme

- Covered Bond Directive implemented into Slovak law effective since 08 July 2022
- All mortgages in the cover pool are located in Slovakia only
- Primary assets could consist of residential as well as commercial R/E. **Tatra banka uses only residential mortgages in the cover pool.**
- Maximum LTV 80%
- Minimum legal over-collateralisation set to 5%
- Maturity extension possible without impact on the sequencing of the covered bond programme's original maturity schedule
- Liquidity buffer of 180 days
- In the insolvency event, cover pool is separated and administered by the trustee
- All Tatra banka outstanding covered bonds are labeled with EU Harmonisation label European Covered Bonds (Premium)





Macroprudential policy of National Bank of Slovakia

Close monitoring of financial sector

Restricted Debt Service-to-Income:

- Maximum debt service restricted to Verified Income deducted by Cost of living and Additional financial reserve*
- Mortgage loans installments are stressed by increasing existing interest rate by 2% (*maximum 6% in total*)

Limit for Debt-to-Income:

- $DTI = 8 \rightarrow$ max exposure of client up to 8-times yearly net salary (limited amount of exception is allowed)
- DTI multiplier continuously decreases down to 3 for customer 40 years and older at the application date and with maturity reaching over age of 65

Restricted LTV for Mortgage Loans

- LTV more than 90% - not allowed
- LTV more than 80% - maximum 20% of new volume production per quarter

Maximum maturity of mortgages set to 30 years

Real estate valuation considered as the minimum of (i) sale price, (ii) internal valuation and (iii) expert's price

*Additional financial reserve calculated as 40% of (verified income deducted by cost of living)





Sustainability Strategy





Tatra banka's ESG strategy

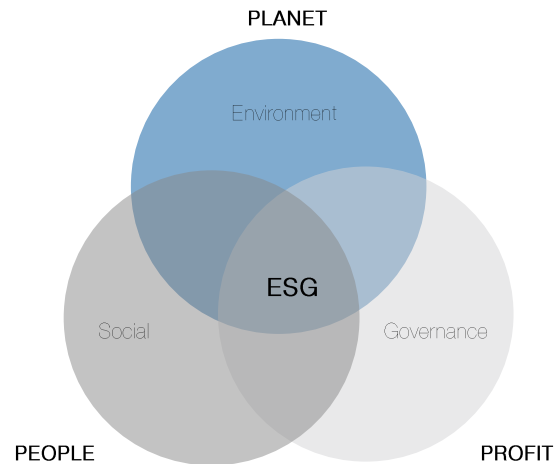


Promise for future generations

We break through the boundaries of banking, where **technologies** & **sustainable innovations, education, and arts** contribute to new intelligent future.

Tatra banka aligns with RBI Group sustainability strategy.

- Integrating ESG criteria into our business, strategies and decision-making processes.
- Assessing the opportunities and challenges created by the transition to a more sustainable economy.





Sustainability in Tatra banka

Environmental

Sustainable finance

- Account #forblueplanet
- Mortgage #forblueplanet
- Loan #forblueplanet
- Funds #forblueplanet
- Green/Sustainable bonds, Impact reporting
- Financing green projects and real estate
- Leased Electric/Hybrid Cars

CO₂ reduction

- Digitalization of processes and services
- Mobile POS terminal
- Paperless operations
- Reusing cash in ATMs
- One Building Project – improving head office efficiency
- Bank's own carbon footprint calculation
- Payment cards from recycled materials

Social

Social responsibility

- Philanthropy as most dominant area
- Supporting arts, and education
- Tatra banka Foundation
- Financial literacy projects
- Volunteering projects
- Social employee programs

Governance

Compliance and engagement

- Cashless economy
- Compliance with regulations and laws
- Responsible supply chain
- Data ethics
- ESG goals for Board of Directors
- 7 HCs dedicated purely to ESG topics, backed up by RBI expertise



Tatra banka's

Carbon footprint



Our emissions

- *awareness of environmental responsibility is reflected in our climate mitigation actions*
- *Tatra banka uses data-driven approach and calculates its own carbon footprint*



- Approximately **30% reduction** in comparison to base year 2020
- Major reduction in Scope 2 as a result of renewable energy and green electricity use
- Reduction of financed emissions has its own targets, decrease of portfolio emissions is approached by combination of client's advisory and sectoral policies

*financed emissions not included



Sustainable Bond Framework

Use of proceeds and
external review



"...Tatra banka Sustainable Bond Framework is credible and impactful and aligns with the Sustainability Bond Guidelines 2021, Green Bond Principles 2021, and Social Bond Principles 2021."

#forblueplanet

Management of
proceeds

An amount equivalent to the net proceeds raised by the issuance of Sustainable Bonds shall be used to finance or re-finance, in part or in full, new or existing eligible loans providing distinct environmental and/or social benefits. **Eligible Categories respond to the EU Taxonomy Objective „Climate Change Mitigation“ and „Climate Change Adaptation“.**

The Framework is aligned with the International Capital Market Association's ("ICMA") Green Bond Principles (GBP), Social Bond Principles (SBP), and Sustainability Bond Guidelines (SBG), which is confirmed by the Second Party Opinion by Sustainalytics and published on Tatra banka's website.

Tatra banka assumes the full allocation of proceeds within **36 months from Sustainable Bonds issuance.**

Tatra banka **will strive to substitute any redeemed or maturing Eligible Loans** with other Eligible Green and/or Social Loans.



[Online access to Tatra banka Sustainable Bond Framework and Second-Party Opinion](#)



Portfolio details

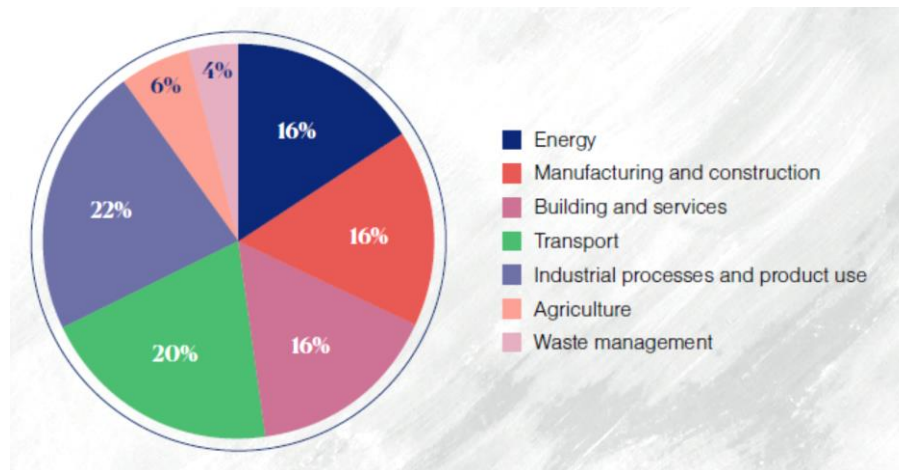


Tatra banka green bond portfolio

The green bond portfolio consists of:

- New constructions and renovations of energy-efficient green buildings
- Renewable energy
- Clean transportation

This portfolio focuses on the most pressing sectors in terms of produced carbon emissions in Slovakia:



Green bonds allocation



#forblueplanet

Allocation reporting

as of 31.12.2023

- As of December 2023, **EUR 800mn + USD 20mn Green Bonds** issued and **EUR 741mn Eligible Green Loans** allocated
- Focus on green buildings representing 93% of green loan portfolio. Green buildings portfolio consists of **corporate project finance 636mn** and **retail green mortgages 105mn**.
- New constructions dominate the portfolio. Renewable energy projects are mainly represented by solar technologies.
- **Agreed-upon procedures report conducted by KPMG**



Asset Category	Outstanding (in EUR mn)	Off-balance (in EUR mn)	Total allocated amount (in EUR mn)	Allocated amount (in %)
Green Buildings	483	203	686	93
Renewable Energy	47	0	47	6
Clean Transportation	8	0	8	1
TOTAL	538	203	741	100



Over 60k CO₂e
metric tons
annually saved

#forblueplanet

Impact reporting

as of 31.12.2023

Asset Category	CO ₂ e savings per year in metric tons	CO ₂ e savings in %	Allocated amount in %
Green buildings	45 366	75	93
Renewable Energy	15 245	25	6
Clean Transportation*	-	-	1
TOTAL	60 611	100	100

*data not available

- 60 611 CO₂e metric tons annually saved with the green portfolio of € 741 million



249 million kilometers annually driven by an average gasoline-powered passenger vehicle




11 962 homes' annual electricity use for one year



Over 4 billion of smartphones charged each year

- accuracy of calculations is confirmed by the Slovak Institute of Circular Economy





Annex





Profit & Loss Account

(in EUR mn)	1-6 2024	1-6 2023	Y-o-Y
Net interest income	232	190	22%
Net fee and commission income	91	82	11%
Net trading income	21	20	5%
Other net operating income	1	0	133%
Operating income	345	292	18%
General administrative expenses	-150	-132	13%
Operating result	195	160	22%
Other result	-3	-8	-63%
Impairment losses on financial assets	-3	-26	-87%
Profit/loss before tax	188	126	50%
Profit/loss after tax	116	97	20%
Return on equity after tax	14.2%	13.5%	0.7pp





Balance Sheet

(in EUR mn)	06/2024	12/2023	YTD
Assets	20,095	22,231	-9.6%
Cash and other deposits payable on demand	247	251	-1.7%
Cash balances at central banks	997	3,954	-74.8%
Financial assets at amortized costs	18,348	17,553	4.5%
<i>Loans and advances to banks</i>	184	195	-5.5%
<i>Loans and advances to customers</i>	14,325	14,104	1.6%
<i>Debt securities</i>	3,839	3,236	18.6%
Non-current tangible assets	87	90	-2.9%
Non-current intangible assets	65	66	-1.6%
Other assets	351	317	10.8%
Equity and liabilities	20,095	22,231	-9.6%
Financial liabilities held for trading	27	22	22.2%
Financial liabilities held at amortized cost	18,199	20,253	-10.1%
<i>Deposits from banks</i>	549	2,550	-78.5%
<i>Deposits from customers</i>	15,329	15,694	-2.3%
<i>Liabilities from debt securities</i>	2,314	1,998	15.8%
<i>Other financial liabilities (incl. leases)</i>	77	56	38.3%
Provisions	56	62	-9.2%
Other liabilities	241	272	-11.4%
Equity (excluding profit for current year)	1,456	1,385	5.2%
Profit after tax	116	237	-51.1%





Ďakujeme!
Thank you!

Milan Zvarik

Head of Treasury

milan_zvarik@tatrabanka.sk

investor@tatrabanka.sk

www.tatrabanka.sk/en/about-bank/

Pavol Kiralvarga, CFA

Head of Wholesale Funding

pavol_kiralvarga@tatrabanka.sk

